

**Product Name:** Flexible PCB Antenna

**Part Number:** FP-L08-01

**Features:**

- Support LTE 698-960MHz, 1710-2690MHz
- Flexible PCB with Double-Sided Adhesive
- IPEX MHFI Connector
- Cable: 1.13 mm Mini-Coax
- Cable Length: 200 mm
- Customizable Cables and Connectors
- RoHS & REACH Compliant

**Applications:**

- IoT Application
- Portable Device Application

# Flexible PCB Antenna

## MODEL: FP-L08-01

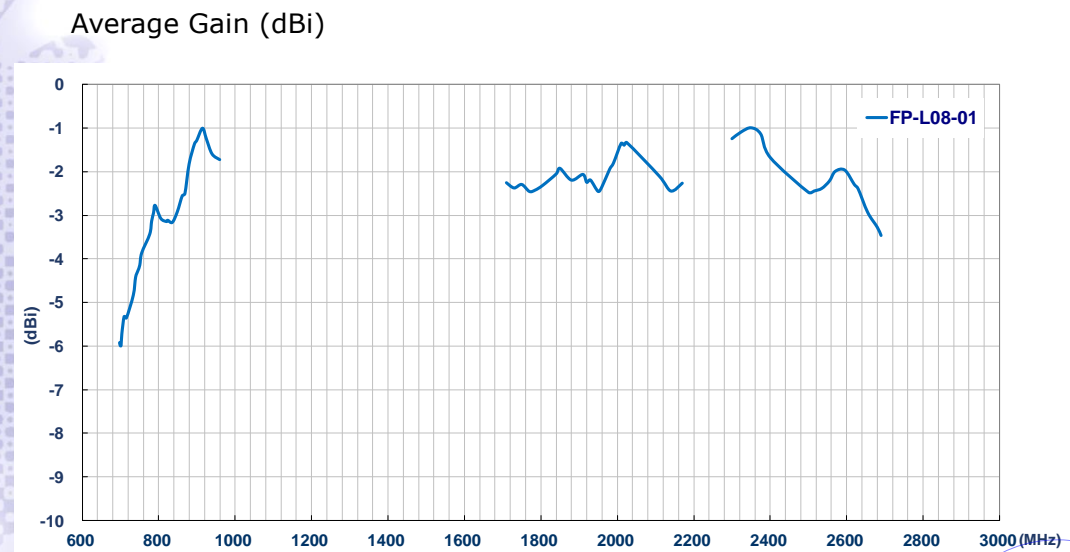
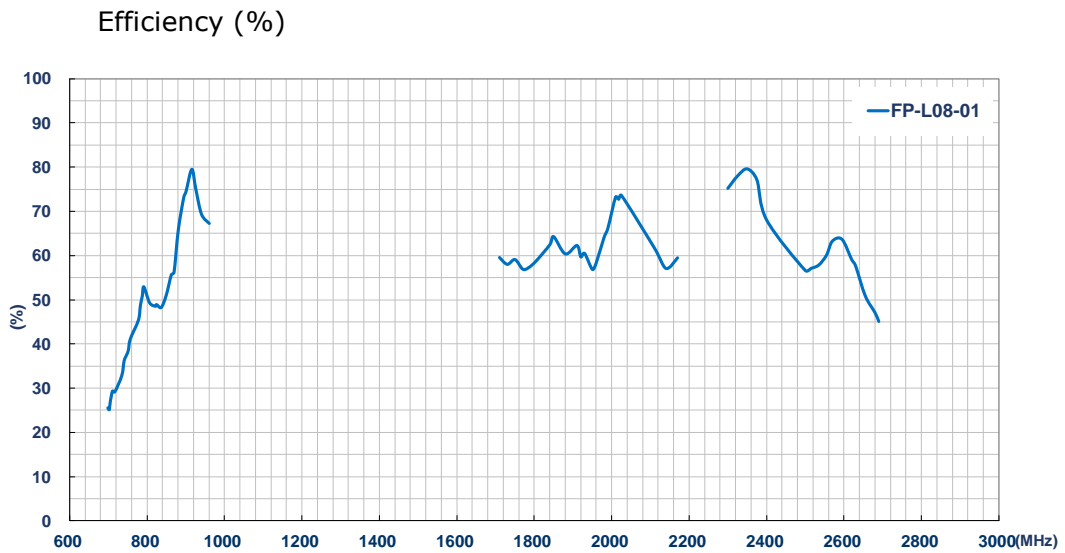
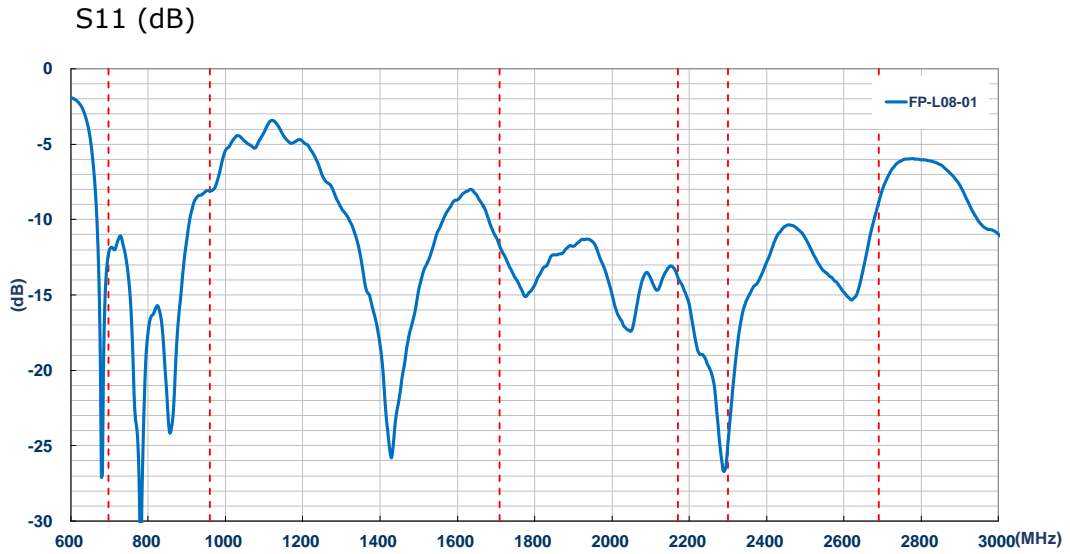
Rev.A

### I. Specifications:

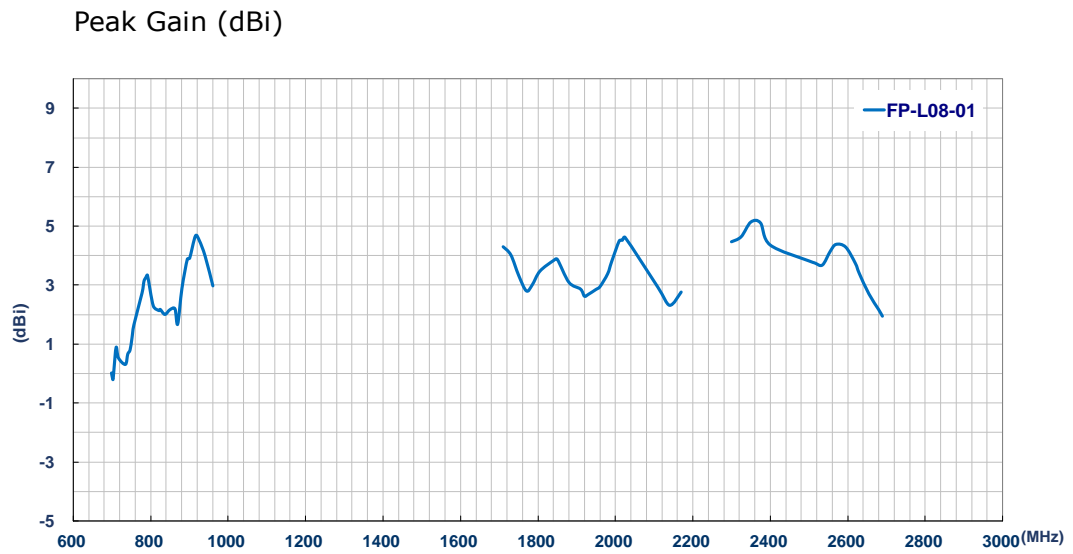
Items	Specifications					
<b>LTE Electrical Characteristics</b>						
<b>Application Bands</b>	LTE 700	GSM 850/900	DCS	PCS	UMTS1	LTE2600
<b>Frequencies (MHz)</b>	698 ~ 824	824 ~ 960	1710 ~ 1880	1850 ~ 1990	1920 ~ 2170	2300 ~ 2690
<b>Efficiency (%)</b>	37.15	62.79	59.57	61.30	63.30	61.39
<b>Average Gain (dBi)</b>	-4.30	-2.02	-2.25	-2.13	-1.99	-2.12
<b>Peak Gain (dBi)</b>	3.34	4.68	4.31	3.88	4.63	5.15
<b>V.S.W.R</b>	< 3					
<b>Return Loss (dB)</b>	< -6					
<b>Impedance (Ω)</b>	50					
<b>Polarization</b>	Linear					
<b>Physical Condition</b>						
<b>Dimensions (mm)</b>	60(L) x 20(W) x 0.25(T)					
<b>Connector</b>	IPEX MHFI					
<b>Cable</b>	1.13 mm Mini-Coax					
<b>Cable Length (mm)</b>	200					
<b>Environmental Conditions</b>						
<b>Operation Temperature (°C)</b>	-40 ~ +85					
<b>Storage Temperature (°C)</b>	-40 ~ +85					
<b>Relative Humidity</b>	95% non-condensing					

© Unictron Technologies Corp.  
All specifications subject to change without notice.

## II. Antenna Technical Parameters:



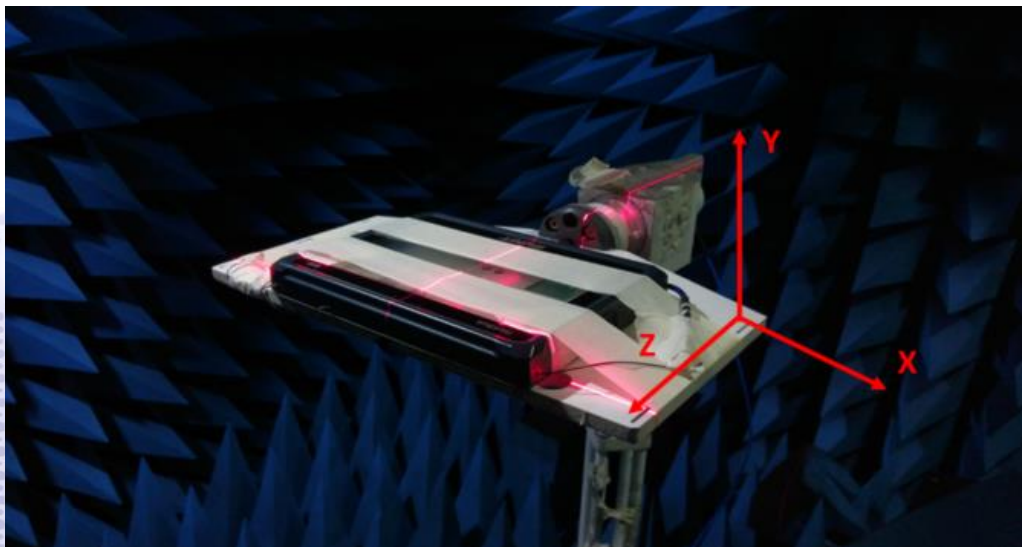
© Unictron Technologies Corp.  
All specifications subject to change without notice.



© Unictron Technologies Corp.  
All specifications subject to change without notice.

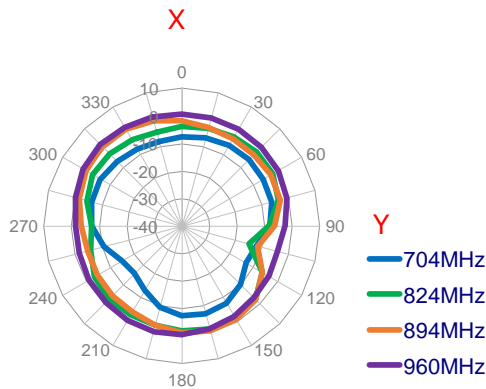
### III. Antenna Radiation Pattern Measurement:

The antenna radiation patterns are measured in 3D Anechoic Chamber.  
The measurement is setup as show below,

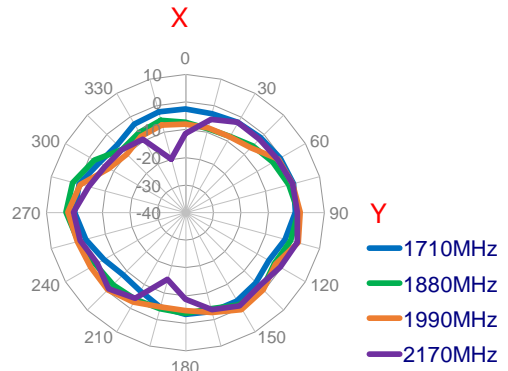


## IV. 2D Radiation Pattern:

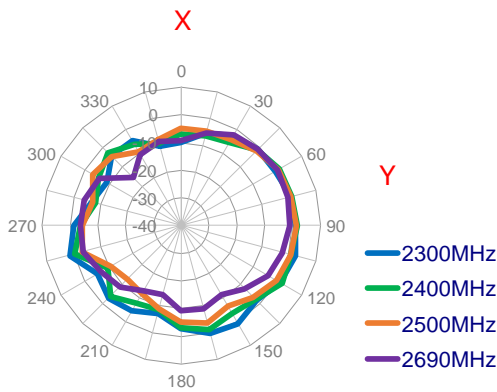
X-Y Plane



(dBi)

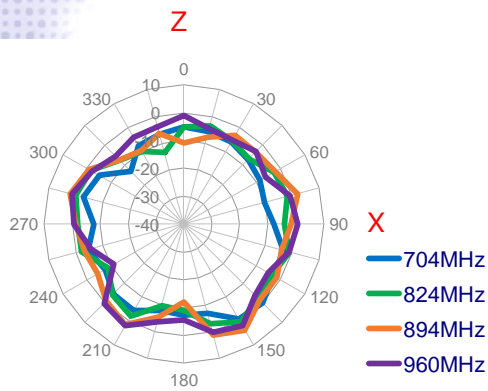


(dBi)

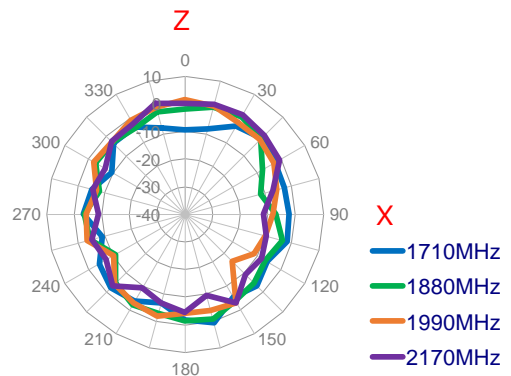


(dBi)

X-Z Plane

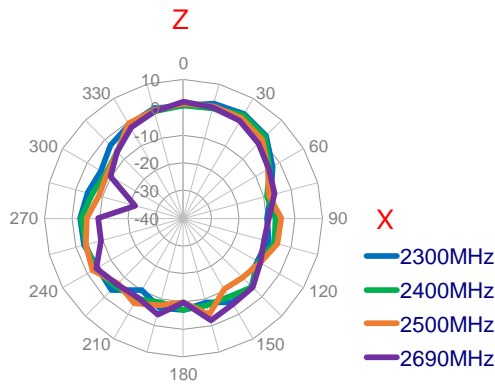


(dBi)



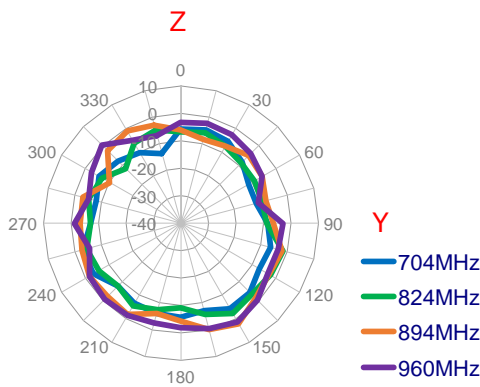
(dBi)

© Unictron Technologies Corp.  
All specifications subject to change without notice.

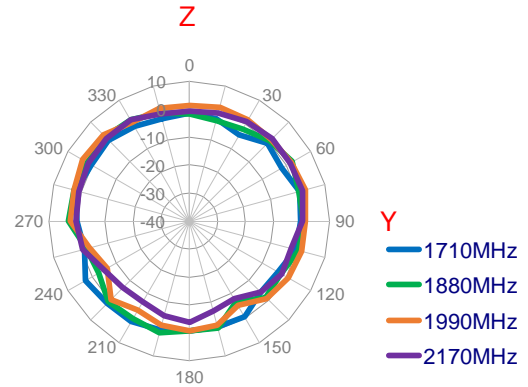


(dBi)

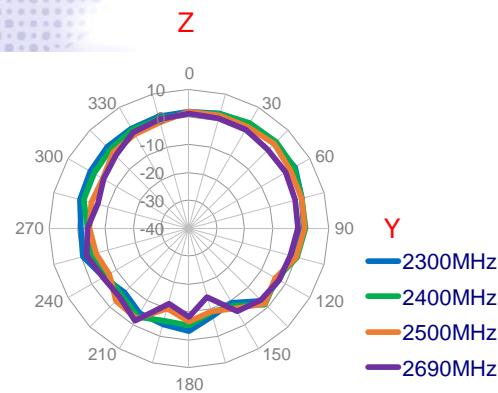
Y-Z Plane



(dBi)

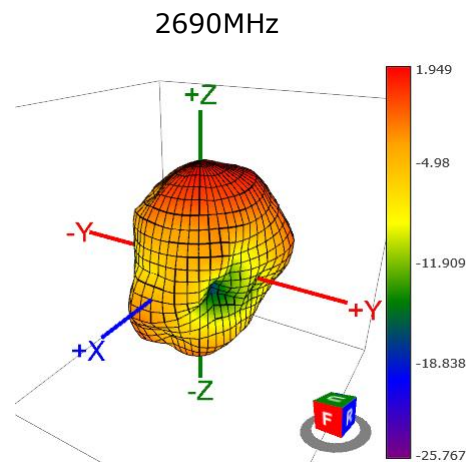
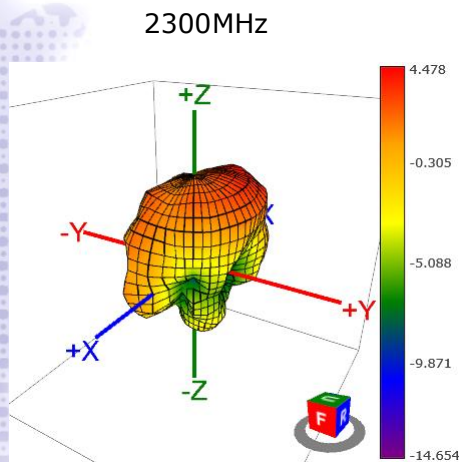
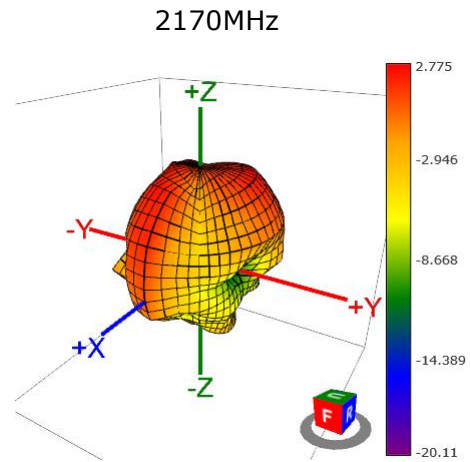
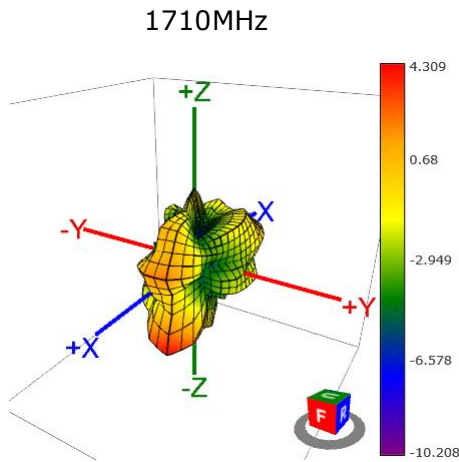
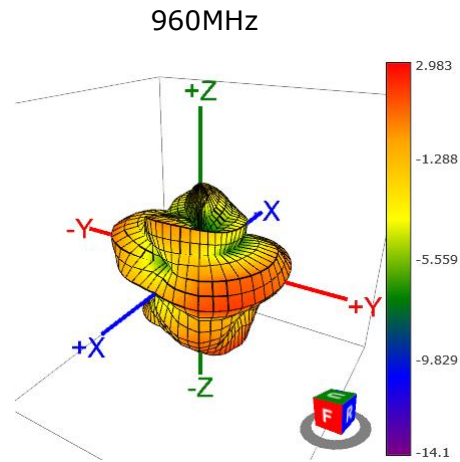
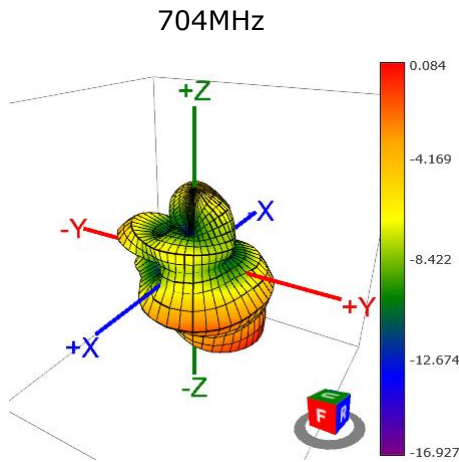


(dBi)



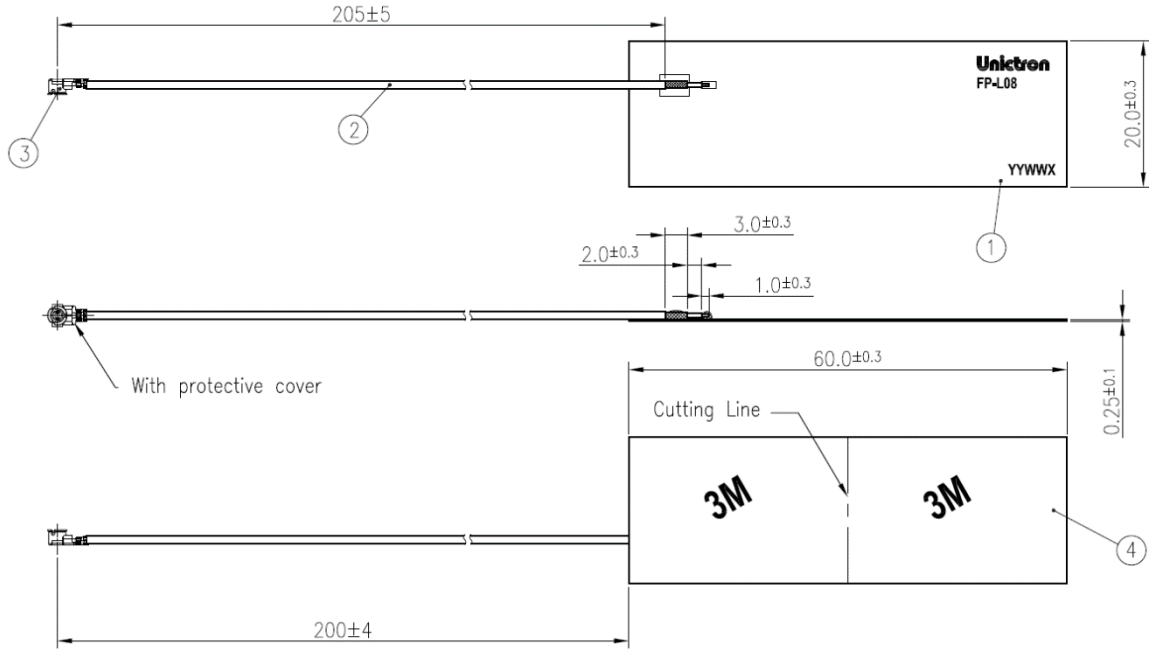
(dBi)

## V. 3D Radiation Pattern:



© Unictron Technologies Corp.  
All specifications subject to change without notice.

## VI. Mechanical Drawing (Unit:mm):



© Unictron Technologies Corp.  
All specifications subject to change without notice.

4	Double-Sided Adhesive	3M 467MP	Brown Liner	1
3	IPEX Connector (20278-112R-13)	Brass	Au Plated	1
2	OD1.13 Coaxial Cable	FEP	Black	1
1	Antenna FPCB	Polymer 0.25t	Black	1
No	NAME	MATERIAL	FINISH	QTY